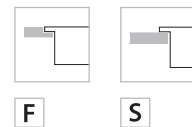
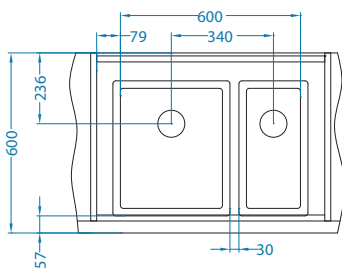


Propozycje konfiguracji komór Quadrix 10-50 w zabudowie : FS

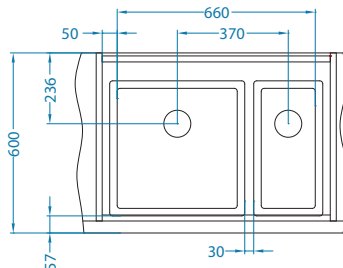


podbudowa: 80 cm

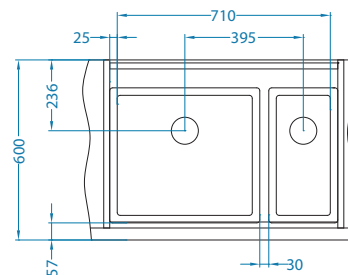
QUADRIX 10+20-FS



QUADRIX 10+30-FS

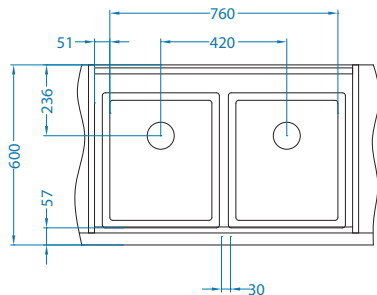


QUADRIX 10+40-FS

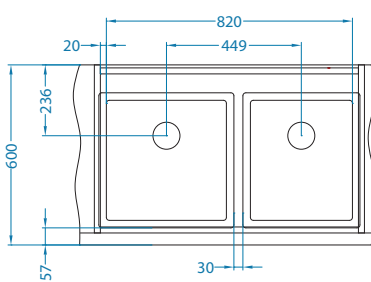


podbudowa: 90 cm

QUADRIX 20+20-FS



QUADRIX 20+30-FS



QUADRIX 10+50-FS

